



MISTAR : Behavior Modules

November 2013



Agenda

- What are the behavior apps?
- Where are they?
- Why are they helpful?

- What about special ed students?

The Apps



Class Behavior (in Q Apps)

- What makes this application helpful?

For Teachers

- Teachers can share behavior data in a secure manner.
- When interventions prior to an office discipline referral are required, an administrator can print a report by student and see the complete pattern for all classes.
- Target behaviors can be easily defined and tracked.
- Can track positive and negative behavior.
- Can be used for all students enrolled in a teacher's class.
- Very useful for keeping track of anecdotal behavior records or in tracking a citizenship grade.

For Administrators / Other Support Personnel

- Viewable only by the teacher and other designated school personnel, including resource room teachers or other support personnel. Can print a student view, including notes for further review at a Child Study meeting.

No view of this data is available in Student Connect, Parent Connect, Student Profile or Student PULSE.

Class Behavior

- Implementation:
 - No preset levels or descriptions, making this a very flexible application for schools to use.
 - Can color code the behavior levels.
 - Does not automatically create an administrative behavior referral (Office Discipline Record).
 - The notes field can capture a long paragraph description.
 - Accessible in a handheld or tablet device.

Class Behavior Sample Screen – Teacher View

- Uses same screen layout as attendance and data can be entered using the Seating Chart.

Class Behavior

High School - 12/13 High School

Welcome Julia Green

Crs-Sect	Course Title	Term	Period	Teacher	Room	Max	Enrl
E4112-14	English 11 B	T2H	5	Hubbard, Michael	236	38	36

◀ ◁ ▷ ▶

Find

Class 263 of 375

☐ By Period

✕

Class Behavior for 6/4/2013

Submit

Reset

Seating Chart

Class Report

Student Report

Behavior Codes:

A

 Yellow Card

B

 Orange Card

C

 Red Card

D

 Office Discipline Referral

Reports

Date Range: 5/1/2013 - 6/30/2013

E4112-14: English 11 B

Teacher: Hubbard, Michael (10000869)

Student	Per	1	2	3	4	5	6	7	8	9	10	11	12	13	14	15	16	17	18	19	20	21	22	23	24	25	26	27	28	29	30	31
[REDACTED] stina D (20000105)	5																															
[REDACTED] 0008782)	5																															
[REDACTED] sa A (20015042)	5																															
[REDACTED] M (20008770)	5																															
[REDACTED] seph W, Jr (20015021)	5																															
[REDACTED] M (20008735)	5																															

Printed: 11/6/2013 10:22:51 PM

Student Behavior Report

Page 1 of 1

High School

Date Range: 5/1/2013 - 6/30/2013

82)		Grade: 11																															
12/13 High School		Date:	1	2	3	4	5	6	7	8	9	10	11	12	13	14	15	16	17	18	19	20	21	22	23	24	25	26	27	28	29	30	31
May	1: Transportation Tech-OSTC																																
	2: Transportation Tech-OSTC																																
	3: Transportation Tech-OSTC																																
	4: Geometry Concepts B																																
	5: English 11 B																																
	6: Biology B																																
Jun	1: Transportation Tech-OSTC																																
	2: Transportation Tech-OSTC																																
	3: Transportation Tech-OSTC																																
	4: Geometry Concepts B																																
	5: English 11 B																																
	6: Biology B																																



Not Scheduled

Future Date

A Yellow Card

B Orange Card

C Red Card

D Office Discipline Referral

Student Absent

Course	Date	Comment
5:English 11 B	05/28/2013	sleeping in class for 15 minutes
	05/30/2013	vhjkfghjg

Total Students: 1

Visits (in Q Apps)

- Multiple functionality – can keep track of interactions with students outside of the classroom, including extra tutoring, parent-teacher communications, intervention logs.
- Visits can also create the initial electronic behavior referral.
- “Short form” – captures student demographic data via the MISTAR interface, the date of the infraction, the infraction and the details.
- Visit is then saved and the discipline officer notified via email


Visits – Behavior Referral






- A Discipline Referral is created and the data is stored as a referral in process.
- Administrator meets with student and can assign a consequence, leave the referral in process, or delete the referrals.
- Administrator can message the teacher back via the Visits area.
- May be a cost saving – no more paper form printing.

Electronic Referrals


- Why this is useful?
 - No more paper referrals “floating” around
 - Notifications can be made to more than one person.
 - Quick documentation of negative behavior
 - SECURE!
- Where is this not as useful?
 - In most cases, teachers can only create a visit for students that are currently scheduled with.
 - Teacher must enter the data in the computer.
 - For severe infractions, may want to consider a “straight to the office” procedure.

Visits – Electronic Behavior Referral

Student Visits								Elementary #1 - 12/13 Element	
Student Name	Advisor	Local ID	Gender	Birth Date	Grade	Entry	Exit	Programs	
Shauna Nicole Adams	McDonald, Shelly	20017269	Female	10/29/2002	4	8/31/2012			

Navigation:   **Find**   Student 1 of 252 ☐ Include Inactive 


Buttons:

Visit Date: 

Visit Type:

Faculty:

Begin Time: AM End Time: AM

Return Date: 

Is Shared: ☐

Notes:

Behavior Code:

Behavior Data Module (Front Office)

- SECURE, no more emails.
- Can apply attendance codes from inside the behavior referral.
- Can see multiple years, if the data is not purged.
- Can share the infraction information or keep it confidential to other users (teachers, etc.)
- Viewable in Student Profile and Student PULSE.
- Can be viewable in Parent Portal.
- Creates a referral notification letter via mail merge.
- Small or large screen for ease of data entry.
- Can assign multiple students to the same infraction (food fight, large group disturbance, etc.)

**Edit Incident**

Adams, Shauna Nicole [20017269]

11/07/2013 Disruptive Behavior

< Back

Next >

Incident / Involvement

MSDS Involvement

Penalty / Policy

MSDS Penalty

Incident

Type: Disruptive Behavior

Date: 11/07/2013

Select Existing Incident

Modify Incident

Reported By: Green, Julia, [greenj]

No Other Participants

All Participants

Location:

Notes:

Throwing crayons in classroom

Time:

Reference:

Last Changed By 4

At

11/07/2013 08:17:03 AM

Involvement

Involvement: Perpetrator

Alert: ☐

Notification

Who:

Action:

Points:

When:

Referred To:

How:

Remarks

Last Changed By 4

At

11/07/2013 08:17:03 AM

Policies

Penalties

Associated Policy

Save

Cancel

MSDS Required Reporting

Behavior History - Elementary #1

File Help Date: 06/13/2013

Edit Incident Adams, Shauna Nicole [20017269]
11/07/2013 Disruptive Behavior

< Back Next >

Incident / Involvement **MSDS Involvement** Penalty / Policy MSDS Penalty

Involvement: Perpetrator

* MSDS Incident type

20-Possess Handgun
21-Possess Rifle/shotgu
22-Possess Firearm/Oth
23-Possess Other Weap
30-Illicit Drug
31-Alcohol
44-Bomb/Similar Threat
55-Arson
56-Other Behaviors
60-Physical Violence/Inju
61-Phys Violence/No Inju
62-Tobacco

☐ * MSDS Serious Bodily Injury

☐ * MSDS Sexual Assault

Property Cost

Save Cancel

Incident Manager (Front Office)

- Each incident can have one student involved or multiple students.
- Incident Manager can help avoid over-reporting to SID.

Incident Manager - Elementary #1

File Help Date: 06/13/2013

Edit Incident

Incident

Type: Date:

School: Location:

Reported By: Time:

Reference:

Notes:

Last Changed By At

	Name ▲	Involvement	Alert
<input checked="" type="checkbox"/>	S Johnson, Anna [20018473]	Perpetrator	<input type="checkbox"/>
<input type="checkbox"/>			
<input type="checkbox"/>			
<input type="checkbox"/>			
<input type="checkbox"/>			
<input type="checkbox"/>			
<input type="checkbox"/>			
<input type="checkbox"/>			
<input type="checkbox"/>			

☒ Show Add Involvement
☐ Show Involvement Details

Add Involvement

☒ Students ☐ Faculty

Abbott, Lauren [20000926]
Abdoo, Kelsey [20006015]
Abney, Carlos [20017656]
Abraham, Leslie [20015896]
Adams, Cadan [20000900]
Aguilar, James [20018329]
Aguilar, Jose [20017655]
Ahonen, Jacob [20000891]
Ahonen, Mary [20008768]
Allen, Brian [20000885]
Allen, Phillip [20009064]
Altan, Caitlin [20017097]
Amador, Liz [20009054]
Amburgey, Dillion [20015488]
Amyx, Joshua [20015911]
Anderson, Alexander [20016743]
Anderson, Bailey [20016742]
Andreoli, Christina [20000105]
Andrus, Kevin [20000882]
Andrus, Pamela [20000718]
Anqus, Hannah [20015496]

Data Quality Reports

- Query Writer and Report Writer views have many options, including the ability to do monthly data quality reviews (saves time and is more efficient for state reporting).
- Will be able to view behavior data in aggregate in dashboard applications (future implementation)

Sample Monitoring Report for MSDS

06/13/2013

OS MISTAR District

Suspensions - SpEd

Page 1

High School

Student Id	FIRST NAME	INCIDENT DATE	DAYS ASSIGNED	PENALTY CODE	MSDS INCIDENT TYPE	MISTAR INCIDENT TYPE
20005990	Nathan	10/12/2012	1	IS	56-Other Behaviors	Disrespect Toward Employ
	Nathan	10/12/2012	1	IS	56-Other Behaviors	Disrespect Toward Employ
20007838	Jacob	10/15/2012	5	OS	61-Phys Violence/No Inju	Fighting
20014958	Rebekah	09/19/2012	5	OS		Swearing
	Rebekah	10/12/2012	1	IS	56-Other Behaviors	Disrespect Toward Employ
	Rebekah	10/12/2012	5	OS	61-Phys Violence/No Inju	Fighting
	Rebekah	10/15/2012	5	OS	56-Other Behaviors	Harassment
20016275	Ashley	10/04/2012	1	IS	56-Other Behaviors	Other
20016780	Jessica	10/12/2012	5	OS	61-Phys Violence/No Inju	Fighting
	Jessica	10/12/2012	5	OS	61-Phys Violence/No Inju	Fighting
20017947	Jordon	09/17/2012	1	OS		Skiping

11 Records

Students who had an active special education record as of the day of the report, where the penalty code is either In School or Out of School Suspension. These should be reported to MSDS.



Graphs and Charts

- Behavior data can be viewed in aggregate, with identifiable student information hidden that can be used for Positive Behavior Support initiatives.
- Graphs/Charts are pre-determined, based on best practices for PBS style of programs.
- Or, use the Query Writer/Report Writer to create your own, customized reports.

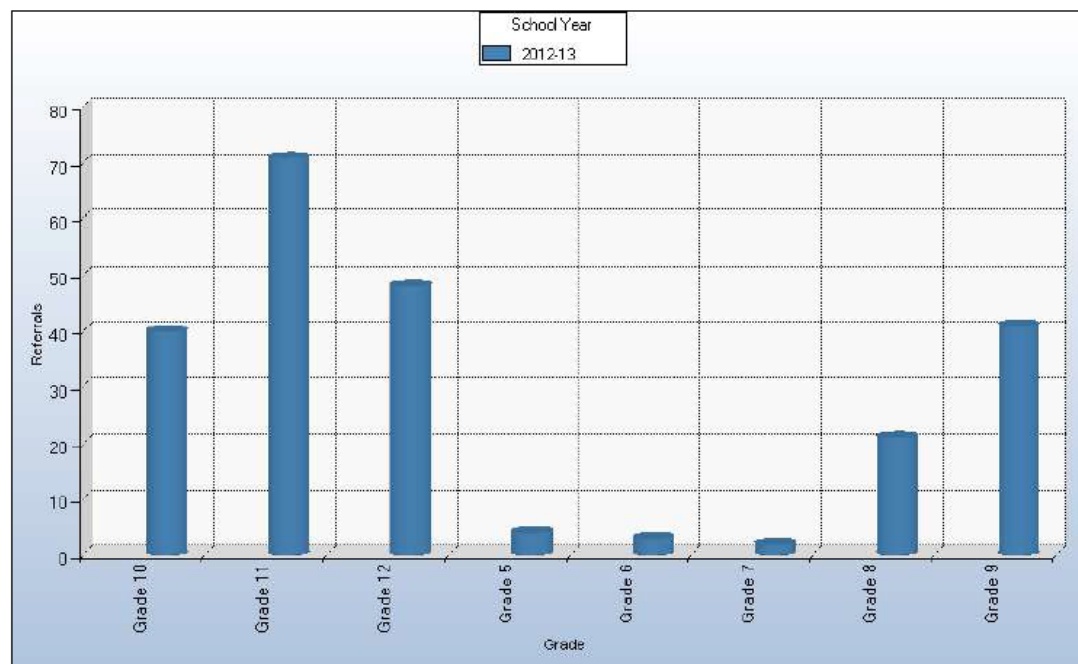
Analysis of Behavior (Front Office)

Count of Student Involvements in Behavior Incidents						
Incidents occurring from 08/31/2012 to 06/13/2013						
track	(All)					
school	(All)					
Count of student	grade					
incident	involvement	9	10	11	12	Grand Total
Classroom Disturbance	<Unset>			1		1
	Perpetrator	5	3	4	1	13
Classroom Disturbance Total		5	3	5	1	14
Disrespect Toward Employee	Perpetrator	1	2	2	1	6
Disrespect Toward Employee Total		1	2	2	1	6
Disruptive Behavior	Perpetrator	2	2	2	3	9
Disruptive Behavior Total		2	2	2	3	9
Dress Code	Perpetrator	2	1	1	1	5
Dress Code Total		2	1	1	1	5
Electronic Devices	Perpetrator		1	1		2
Electronic Devices Total			1	1		2
Fighting	Perpetrator	1		3		4
Fighting Total		1		3		4
Harassment	Perpetrator			1		1
Harassment Total				1		1
Inappropriate Use of Computer	Perpetrator		1			1
Inappropriate Use of Computer Total			1			1
Insubordination	Perpetrator		1	1		2
Insubordination Total			1	1		2
Other	<Unset>			1		1
	Perpetrator	5	4	7	8	24
Other Total		5	4	8	8	25
Parking Lot	Perpetrator				3	3
Parking Lot Total					3	3
Profanity	Perpetrator			1		1
Profanity Total				1		1
Skipping	Perpetrator	7	4	10	10	31
Skipping Total		7	4	10	10	31
Stealing/Theft	Perpetrator				1	1
Stealing/Theft Total					1	1
Swearing	Perpetrator			1		1
Swearing Total				1		1
Tardiness	Perpetrator	17	12	25	5	59
Tardiness Total		17	12	25	5	59
Tobacco	Perpetrator		1			1
Tobacco Total			1			1
Truancy	Perpetrator	1		8	3	12
Truancy Total		1		8	3	12
Vandalism/Malicious Destruction	Perpetrator		1			1
Vandalism/Malicious Destruction Total			1			1
Grand Total		41	33	69	36	179

Positive Behavior Support Reports (MISTAR Connect)

Report Date: 11/7/2013

Total ODRs by Grade as of 06/13/2013 OS MISTar School District



Office Discipline Referral	School Year	Count
Grade 10	2012-13	40
Grade 11	2012-13	71
Grade 12	2012-13	48
Grade 5	2012-13	4
Grade 6	2012-13	3
Grade 7	2012-13	2
Grade 8	2012-13	21
Grade 9	2012-13	41

SEEFS Forms for Behavior

Select	Forms	Last Modified	Modified By	Last Archived	Archived By
<input type="checkbox"/>	Meeting Invitation	07/02/2013	Julia Green	Archive	
<input type="checkbox"/>	Review of Existing Evaluation Data (REED)				
<input type="checkbox"/>	REED-Notice of Request for Consent				
<input type="checkbox"/>	REED-Notice of Inability to get Consent				
<input type="checkbox"/>	MET	07/02/2013	Julia Green	Archive	
<input type="checkbox"/>	MET-Notice of Initial Evaluation Extension				
<input type="checkbox"/>	IEP	07/02/2013	Julia Green	Archive	
<input type="checkbox"/>	IEP Amendment				
<input type="checkbox"/>	IEP Amendment-Notice for Provision of Programs and Services				
<input type="checkbox"/>	IEP-ESY Consideration				
<input type="checkbox"/>	Previously Enrolled Student				
<input type="checkbox"/>	Disciplinary Removal (Par. Notif., MDR, IAES)	07/02/2013	Julia Green	Archive	
<input type="checkbox"/>	Discipline Tracking Record				
<input type="checkbox"/>	Discipline Service Log				
<input type="checkbox"/>	Nonpublic Services Plan				
<input type="checkbox"/>	Medicaid School Based Services				
<input type="checkbox"/>	Parental Consent to Invite Agency Representatives				
<input type="checkbox"/>	Transportation Request				
<input type="checkbox"/>	+ Progress Report	07/02/2013	Julia Green	Archive	07/02/2013 Julia Green
<input type="checkbox"/>	Objectives Service Log	12/13/2012	Julia Green		
<input type="checkbox"/>	Childhood Outcomes Summary Form (COSF)				
<input type="checkbox"/>	Report to Classroom Teacher				
<input type="checkbox"/>	Summary of Performance				
<input type="checkbox"/>	Miscellaneous (Eval. Extension, Exchange of Info.)	07/02/2013	Julia Green	Archive	

Note – These are designed to be used for special education behavior removals / tracking etc. They are NOT connected to any of the Behavior Applications!

How to get started with the Behavior Apps

- **Class Behavior**
 - Create a tiered list of generic behavior types and suggested colors for each participating school. System admins will create the drop down list, with color coding.
 - Staff decides the frequency of data entry, so others know that everyone is up-to-date.
 - Decide who can see the data . Alternate faculty can see and enter data. Faculty not scheduled with the student can view in a report.
 - Train faculty and set expectations
- **Visits**
 - Set up a helpdesk ticket and the OS MISTAR support team will enable the electronic behavior referrals.
 - Decide who will receive the electronic behavior alerts
 - Train the staff on implementation and a day to begin entering electronic referrals.
- **Behavior Module (Front Office)**
 - Enter data, train secretaries
- **Data Quality Reports**
 - Begin writing reports using the Query Writer. Commit to monthly reviews and adjust data as needed.
- **Positive Behavior Support Reports**
 - Decide which users should access the module and set permissions accordingly.